

TECHNICAL DETAILS

HEADBOARD

Single structure in welded steel and fireproof cold sprayed polyurethane foam density 65 kg/cbm.
 Upholstered with polyurethane foam matched with velveteen.
 Fabric or leather cover with zip fastenings can be removed by expert personnel.
 Supports in curved satin metal.

STORAGE BED

With ambience melamine finish, thickness of 38mm, adjustable feet.
 Padding in shaped polyurethane foam density 40, covered with foam and black velveteen thickness 3mm.
 Removable covers in fabric or leather.
 Bottom panel in ambience melamine thickness 19mm.
 2-position liftable slatted base with wooden frame and slats. Slatted base is raised with 1100 NW pistons.
 Attention: the pistons are set for lifting the slatted base with the weight of a mattress upon it (1600x2000 - Kg. 33 max)

Open only with mattress. If mattress is removed keep the slatted base lifted.

BEDFRAME WITH FLAT SLATTED BASE

Slatted base with wooden frame and slats (see the section on slatted bases, p. 48).
 Slatted base is placed on metal crosspieces with lacquered finish.

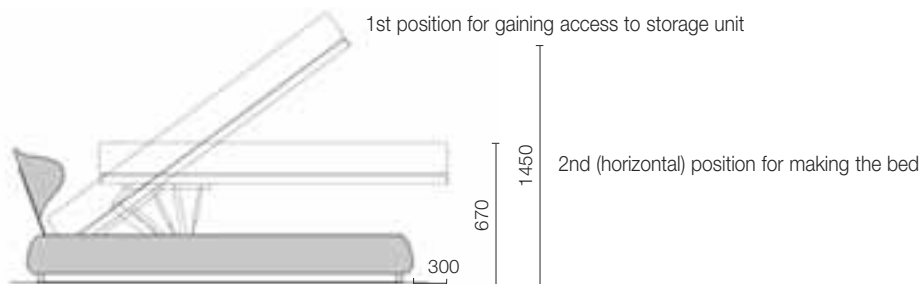
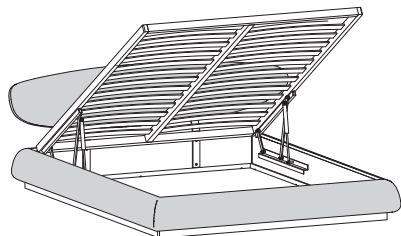
BEDFRAME WITH SPECIAL FLAT SLATTED BASE

Slatted base is placed on metal crosspieces with lacquered finish.
 Wooden crosspieces for adjusting slatted base height, H.25 mm.

Bed finished on all sides, can be positioned in the middle of a room.

Upholstered storage bed with 2-position slatted base

Headboard cover in fabric or leather can be removed by expert personnel.
 Bedframe with removable cover in fabric or leather.
 Plinth in black finish.
 Bottom panel in ambience melamine.



Mattress dimensions	1600 x 2000	1800 x 2000
Bed dimensions W x D	1805 x 2310	2005x2310

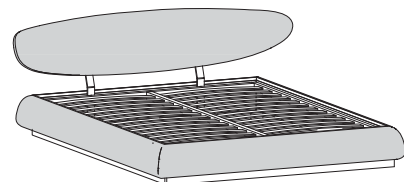
Code	NB 1A2	NB 3A2
------	--------	--------

Bedframe and headboard

- cat. A
- cat. B
- cat. C+Eco-leather
- cat. D
- cat. E
- cat. F
- cat. H Leather

Upholstered bed with flat slatted base

Headboard cover in fabric or leather can be removed by expert personnel.
 Bedframe with removable cover in fabric or leather.
 Plinth in black finish.



	NEW			NEW
Mattress dimensions	1530 x 2020	1600 x 2000	1800 x 2000	1930 x 2020
Bed dimensions W x D	1735 x 2345 (queen size)	1805 x 2310	2005 x 2310	2135 x 2345 (king size)
Code	NBQ5B2	NB1BA	NB3BA	NBKS2

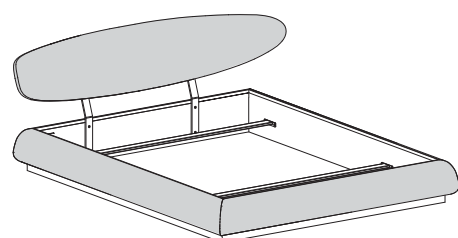
Bedframe and headboard

- cat. A
- cat. B
- cat. C+Eco-leather
- cat. D
- cat. E
- cat. F
- cat. H Leather

Upholstered bed for special slatted base (slatted base not included)

Headboard cover in fabric or leather can be removed by expert personnel.
 Bedframe with removable cover in fabric or leather.
 Plinth in black finish.
 Metal crossbars with black epoxy varnish to support slatted base.
 Pair of wooden distance spacers H.25mm to raise slatted base included.
 Available space to position slatted base: 1620/1820 x 2040mm.

SLATTED BASE NOT INCLUDED
 (see the section on slatted bases, p. 48)



	NEW			NEW
Dimensions mattress	1530 x 2020	1600 x 2000	1800 x 2000	1930 x 2020
Bed dimensions W x D	1735 x 2345 (queen size)	1805 x 2310	2005 x 2310	2135 x 2345 (king size)
Code	NBQ5BAS	NB1BAS	NB3BAS	NBKSBAS

Bedframe and headboard

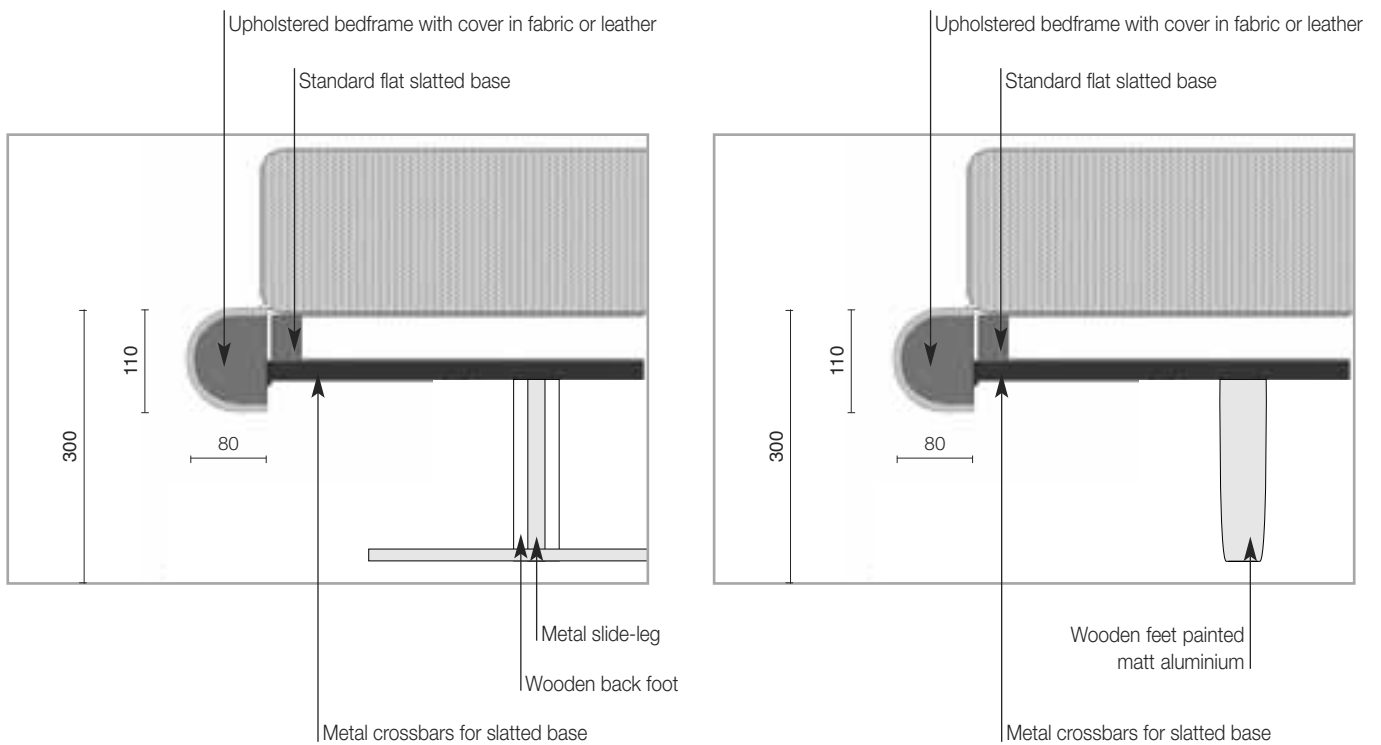
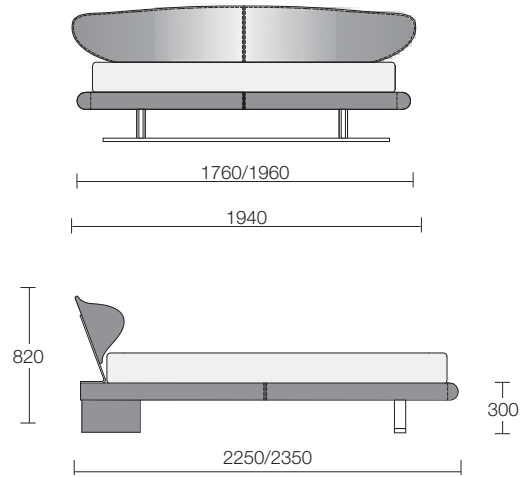
- cat. A
- cat. B
- cat. C+Eco-leather
- cat. D
- cat. E
- cat. F
- cat. H Leather

Optional:

Code	CTLQS	CTL16	CTL18	CTLKS
------	-------	-------	-------	-------

Pair of wooden distance spacers H.25mm.

IT IS POSSIBLE TO INSERT RECLINABLE SLATTED BASES



TECHNICAL DETAILS

HEADBOARD

Single structure in welded steel and fireproof cold sprayed polyurethane foam density 65 kg/cbm.
 Upholstered with polyurethane foam matched with velveteen.
 Fabric or leather cover with zip fastenings can be removed by expert personnel.
 Supports in curved satined metal.

UPHOLSTERED BEDFRAME WITH FLAT SLATTED BASE

Poplar multilayer coated with shaped MDF.
 Coating with polyurethane foam layer th.10mm matched with velveteen.

Removable cover in fabric

Non-removable cover in leather

Coating with polyurethane foam layer th.10mm and leather nailed on.

Textured back feet in MDF-covered poplar plywood, covered in 3mm polyurethane foam coupled with velveteen and covered in fabric or leather like the base frame, with full-width front foot in satined metal finish.

Or with Ø 60 mm round wooden feet with a matt aluminium finish.

Slatted base with wooden frame and slats.

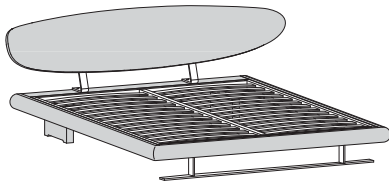
Upholstered bed with flat slatted base

Headboard cover in fabric or leather can be removed by expert personnel.

Bedframe with removable cover in fabric, or with non-removable cover in leather.

Rear feet covered in fabric or leather.

With slide-leg satined finish.



Mattress dimensions	1600 x 2000	1800 x 2000
Bed dimensions W x D	1760 X 2250	1960 X 2250

Code	NB1D	NB3D
------	------	------

Bedframe and headboard

cat. A

cat. B

cat. C+Eco-leather

cat. D

cat. E

cat. F

cat. H Leather

For bed without slatted base, deduct from price:

Mattress dimensions	1600 x 2100	1800 x 2100
Bed dimensions W x D	1760 X 2350	1960 X 2350

Code	NB4D	NB6D
------	------	------

Bedframe and headboard

cat. A

cat. B

cat. C+Eco-leather

cat. D

cat. E

cat. F

cat. H Leather

For bed without slatted base, deduct from price:

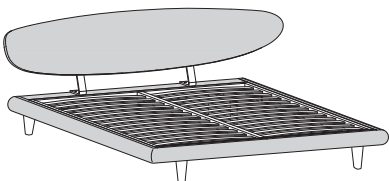
NEW

Upholstered bed with flat slatted base

Headboard cover in fabric or leather can be removed by expert personnel.

Bedframe with removable cover in fabric, or with non-removable cover in leather.

Ø 60 mm round wooden feet with a matt aluminium finish.



Mattress dimensions	1600 x 2000	1800 x 2000
Bed dimensions W x D	1760 X 2250	1960 X 2250

Code	NB1C	NB3C
------	------	------

Bedframe and headboard

cat. A

cat. B

cat. C+Eco-leather

cat. D

cat. E

cat. F

cat. H Leather

For bed without slatted base, deduct from price:

Mattress dimensions	1600 x 2100	1800 x 2100
Bed dimensions W x D	1760 X 2350	1960 X 2350

Code	NB4C	NB6C
------	------	------

Bedframe and headboard

cat. A

cat. B

cat. C+Eco-leather

cat. D

cat. E

cat. F

cat. H Leather

For bed without slatted base, deduct from price:

IT IS POSSIBLE TO INSERT RECLINABLE SLATTED BASES